



## Product categories




Meat



Chicken



Delicatessen



Cheese



Dairy products

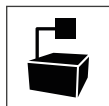


Gastronomy

## Technical features



Ventilated



Remote condensing unit

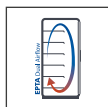


Electric defrost



Off-cycle defrost

## Certification and patents

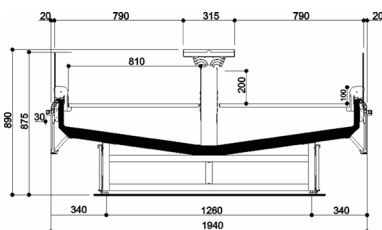


Epta DualAirflow

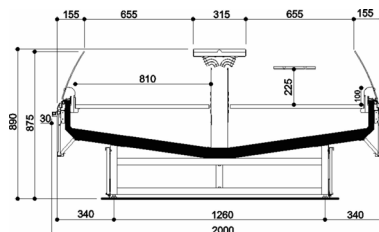
Product range

| VERDI DESIGN  |             |             |             |             |                |
|---|-------------|-------------|-------------|-------------|----------------|
| <b>Lenght</b> -Lunghezza<br>Longueur-Länge-Longitud<br>mm   | <b>1250</b> | <b>1750</b> | <b>2500</b> | <b>3750</b> | <b>EOL2000</b> |
| <b>LL-225</b>   | •           | •           | •           | •           | •              |
| <b>MAX LL-365</b>   | •           | •           | •           | •           | •              |
| <b>Dispaly area</b><br>Superficie di esposizione<br>Warenpräsentationsfläche<br>Surface d'exposition<br>Superficie expositiva<br>m2 | 2.03        | 3.03        | 4.05        | 6.06        | 1.46           |
| <b>Loading area</b><br>Superficie di appoggio<br>Nutzfläche<br>Surface de chargement<br>Superficie de apoyo<br>m2                   | 2.50        | 3.74        | 5.03        | 7.55        | 2.27           |
| <b>End thickness</b><br>Spessore spalla<br>Stärke der Seitenwand<br>Épaisseur de cheue joue<br>Espesor lateral<br>mm                | 50.00       |             |             |             |                |

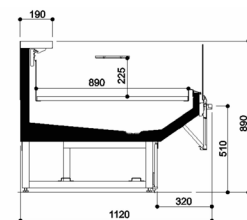
Cross sections



STRAIGHT GLASS - LL 225

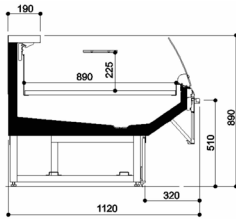


CURVED GLASS - LL 225

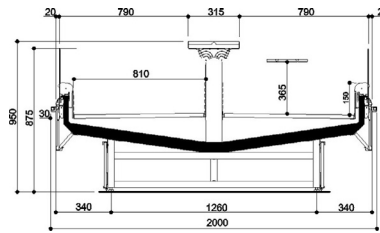


EOL - STRAIGHT GLASS - LL 225

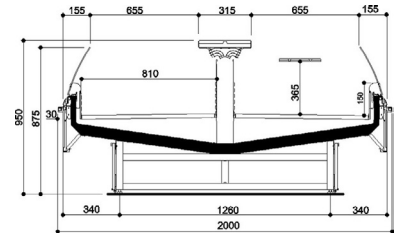
Cross Sections



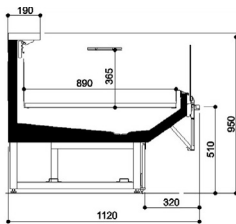
EOL - CURVED GLASS - LL 225



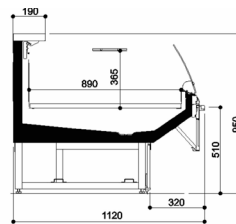
STRAIGHT GLASS - MAX LL 365



CURVED GLASS - MAX LL 365



EOL - STRAIGHT GLASS - MAX LL 365



EOL - CURVED GLASS - MAX LL 365